


A large red square with a white border, centered on a white background. Inside the square, the text "GCA Lesson Plan Templates" is written in white, bold, sans-serif font, centered vertically and horizontally.

**GCA Lesson
Plan
Templates**

Two Templates: School & Home

School Day Lesson Plan



Home Day Lesson Plan



Lesson Plan Template:

- Use at school by teachers
- Reviewed by administrators
- Parents can view these, but don't use them
- **Required fields:**
 - Objectives
 - Sequence of Events
 - Assessments
- **Optional fields:**
 - Resources/Materials
 - Vocabulary



1. identify characters
2. identify cause and effect relationships
3. Identify new/interesting words

Required



3. Read & Respond

- Preview pp. 46-49 = the flashback about Katey and the snake
- Have the students read p. 46-50 independently
- If they finish early, have them respond to this writing prompt:
 - How are Pete and Katey similar?
 - How are Pete and Katey different?
 - Who do you think will make more money, Pete or Katey? Why?

4. Discuss and Teach

- Display the Cause-Effect Cards
- Explain each of the steps

Required



**Do not use the homework field
when writing a lesson plan for a
school day.**



Read & Respond questions

Required

Resources/Materials:

FAITH-LEARNING

ACCOMMODATIONS



Strategy Cards: Cause-Effect

Vocabulary:

FAITH-LEARNING

ACCOMMODATIONS



Lesson Attachment(s):

- File Upload
- Web site / Google Drive Link
- Page w/Text

These fields are optional but helpful.

SAVE

CANCEL

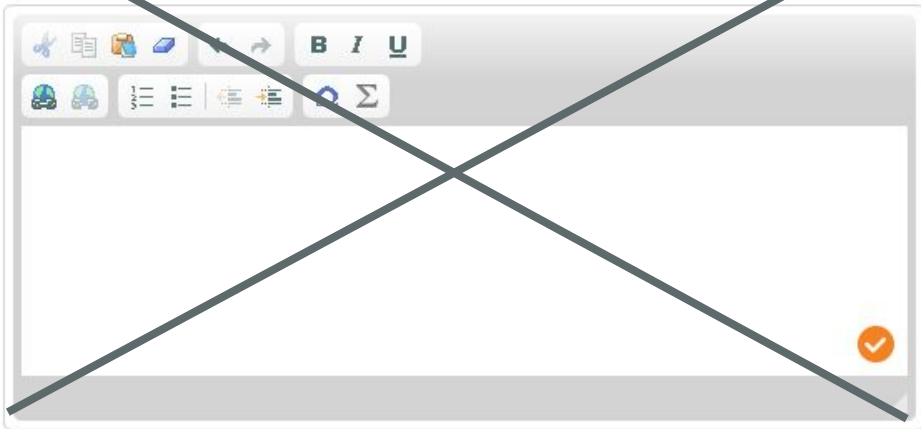
Home-day Lesson Plan:

- Used by parents & students at home through FACTS
- Reviewed by administrators
- Parents & Students usually print this checklist on Saturdays at noon.
- ONE required field: Homework
- VERY specific format
- Written and Saved in CT

Objectives (RW):

FAITH-LEARNING

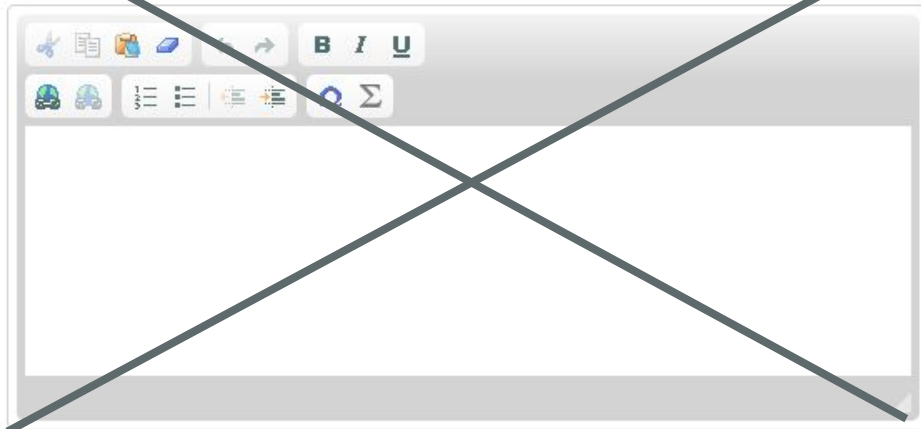
ACCOMMODATIONS



Sequence of Activities (RW):

FAITH-LEARNING

ACCOMMODATIONS



Homework (RW):

FAITH-LEARNING

ACCOMMODATIONS

Required

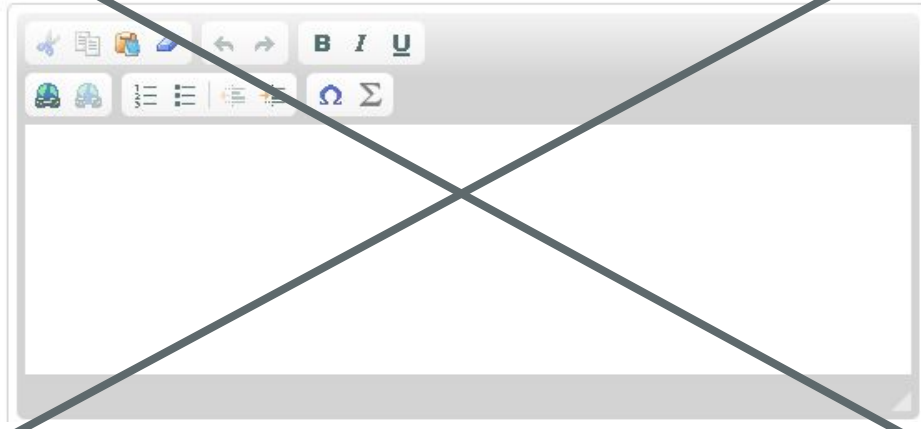
Reading Homework: Revealing Characters

1. Open your reading workbook to pages 53-54.
2. Complete both of these pages.
3. Note: If you have trouble remembering how authors reveal their characters, you may reread pages 133-136 in your reading book.
4. Take page 53-54 out of your reading packet and put it in your ELA folder to submit tomorrow.

Assessment:

FAITH-LEARNING

ACCOMMODATIONS



Home-Day Lesson Plan Format:

- ❑ Title of the lesson at the top.
- ❑ Title should be capitalized &/or bold.
- ❑ Steps of the lesson should begin with a line and number.
- ❑ Divide the steps of the assignment into simple, clear instructions. If you think a line is getting too long, split the step into two parts.
- ❑ Notes to parents should be at the bottom of the assignment.

Home-Day Lesson Plan Format:

TITLE OF THE LESSON

____1. Location: The first line should always tell where the lesson is located.

____2. Do: The second line is the “do” or the activity.

____3. Practice: The next step in the lesson plan is any additional practice the student needs to complete either on their own or with the help of parents.

____4. Put Away: Always tell parents where the work needs to go, even if it is suppose to stay home.

*Parents Section: The star is a symbol we are going to use for parents information. Please use this as a symbol to guide parents that this is something they need to know or be aware of.

Sample of Home-Day Lesson Plan

THE MING DYNASTY OF CHINA AND THE FORBIDDEN CITY

___1. Take out your Mystery of History (MOH) textbook.

___2. Before you read today's lesson answer this question, "What does forbidden mean?"

___3. Read Lesson 77 pg. 445-448 in your MOH textbook (with your parent).

___4. After you have read the lesson answer these questions out loud together:

*Why was the palace named "The Forbidden City"?

*Where was the Imperial City located?

*Do you think being isolated from the world is a good or bad thing? Why?

___5. Watch video: Forbidden City Video*

*Parents: Login to RenWeb and go to the resource tab under this class and you will find the link.

**For more sample
lesson plans, click the link:**

[Sample Lesson Plans](#)

Comparison of the Two Templates:

School-Day Lesson Plan	BOTH	Home-day Lesson Plan
<ul style="list-style-type: none">- Use at school by teachers- Parents can view these, but don't use them <p>Required fields: Objectives, Sequence of Events, Assessments</p>	<p>Written and saved by the teacher in Curriculum Trak.</p> <p>Viewable in CT and in FACTS</p> <p>Due about 1 week in advance</p> <p>Reviewed by Administrators</p>	<ul style="list-style-type: none">- Used by parents & students at home through FACTS- Parents & Students usually print this checklist on Sat. @ Noon- VERY specific format <p>Required field: Homework</p>